



Safari



Safari

traditional and stylish

Wind Rating: Moderate Wind

Application: Patios, restaurants, hotels, poolside loungers... areas that require a centre post umbrella shade solution with an elegant wood finish.



Closed and strapped



Closed with cover bag

Safari

hardwood

Available in these shapes & sizes:



hexagonal / 6 ribs

metres / feet
2.7 / 8.9
2.9 / 9.5



octagonal / 8 ribs

metres / feet
3.0 / 9.8
3.5 / 11.5
4.0 / 13.1
5.0 / 16.4



square / 4 ribs

metres / feet
2.0 / 6.6
2.5 / 8.2



square / 8 ribs

metres / feet
2.0 / 6.6
2.5 / 8.2
2.85 / 9.3
2.9 / 9.5
3.0 / 9.8
3.5 / 11.5
3.8 / 12.5



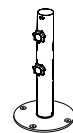
rectangular / 8 ribs

metres / feet
2.2 x 3.0 / 7.2 x 9.8
2.5 x 3.5 / 8.2 x 11.5
3.0 x 4.0 / 9.8 x 13.1

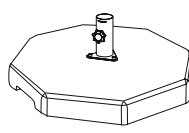
Meticulously crafted from the finest grade kiln-dried eucalyptus, laminated for strength and sourced only from 100% FSC certified timber mills, along with premium quality weather-resistant fabrics and high grade stainless steel fittings. The Safari is a classic wooden parasol design that proves the warmth of wood is still as popular as ever.



Features include a stainless steel pulley system for smooth opening and an easily removable canopy attachment system with stainless steel eyelets for seasonal change or fabric care.



Floor Mount



Concrete Base

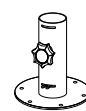
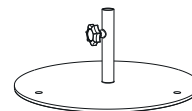
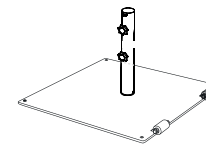


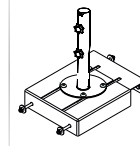
Table Clamp



Round Metal Plate Base



Square Metal Plate Base



Deck Mount



Ground Spike



Bayonet Mount



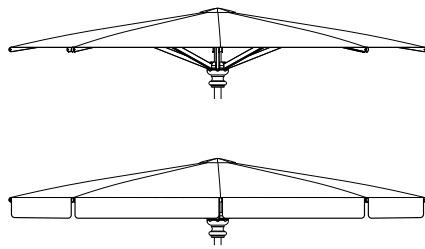
*Square Metal Plate Base
with handy nylon rollers*



*Laminated lower hub
for strength and durability*



*Upper hub features dual
stainless steel pulley system*



Side profile, with & without optional valance



Square model

All wood construction for a classic look

